

Financial summary 2021–2022

The department's service areas are:

- Policy Advice and Coordination, and Cabinet Support
- Engagement and Events Support
- Governance Support and Advisory Services
- Brisbane 2032 Taskforce
- Legislative Drafting and e-Publishing.

Department revenue

The total departmental revenue for 2021–2022 was \$105 million, representing no material change from the previous year. Appropriation funding is the department's main source of revenue and comprises 87 per cent of the department's revenue.

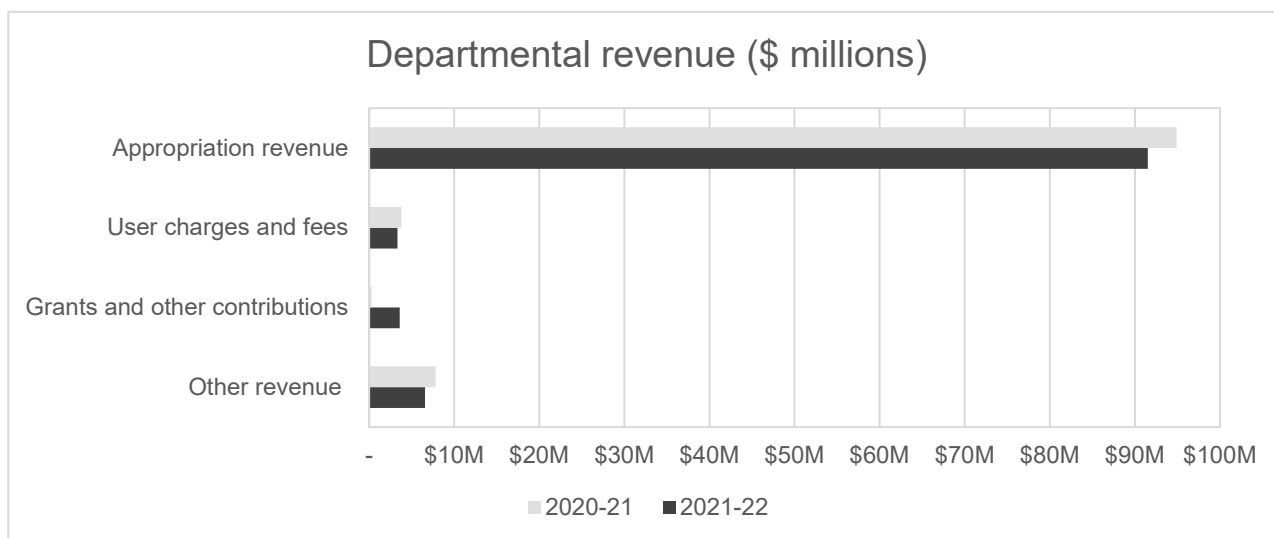
The year-on-year decrease in appropriation revenue of \$3.4 million is primarily due to the deferral of funding to 2022–2023 (and across the forward estimates) to realign anticipated, project milestones for limited-life programs and departmental initiatives (\$12.14 million). The decrease is also due to the return of funding to the consolidated fund (\$0.687 million) and a contribution to support the administration of the National Redress

Scheme (\$0.15 million) for people who have experienced institutional child sexual abuse. The decrease in appropriation funding was offset by increased appropriation received for the COVID-19 Response and Recovery Taskforce (\$6.337 million) and employee cost increases for the impact of enterprise bargaining arrangements (\$1.344 million). It was also offset by the establishment of the Commission of Inquiry to examine Queensland Police Service responses relating to domestic and family violence (\$0.786 million); and the Commission of Inquiry into Forensic DNA Testing in Queensland (\$0.207 million).

Additional grant funding of \$2.83 million was received from the Australian Government in the current financial year to support Queensland's delivery of services to Norfolk Island through the Intergovernmental Partnership Agreement. It was the primary driver for the increase in grant revenue of \$3.34 million.

This was offset by the year-on-year reduction in other revenue of \$1.25 million, primarily due to lower revenue received for the Policy Futures Graduate Program due to reduced 2020 and 2021 cohorts (\$1.164 million).

Figure 1 – Comparison of revenue performance from prior year



Department expenditure

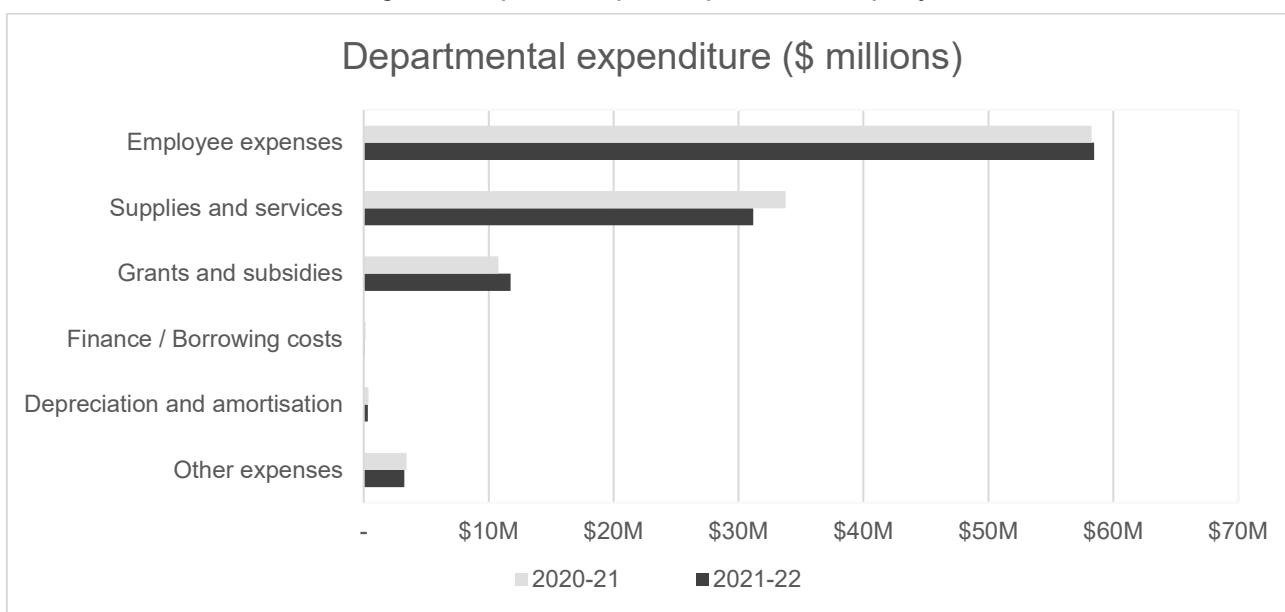
Total expenditure for the year ending 30 June 2022 was \$105 million, a decrease of \$1.76 million from the previous financial year.

Year-on-year, supplies and services expenses decreased by \$2.61 million primarily due to a reduced advertising costs for the COVID-19 Response and

Recovery Taskforce (\$4.03 million) and offset by additional grant expenditure provided to the Anzac Day Trust (\$1.42 million).

Employee expenses remain the major expenditure incurred by the department at a cost of \$58.46 million.

Figure 2 – Comparison of expenditure performance from prior year



Summary of financial position

The department's total asset position was \$29.35 million at 30 June 2022, representing a decrease from the previous year of \$1.4 million.

The department recorded an increase in cash assets and payables that was due to the end-of-financial-year appropriation payable. This represents lapsed funding to be returned to Queensland Treasury or deferred to 2022–2023.

The department has loan receivable assets and interest-bearing liabilities for loans provided to Screen

Queensland through the Revolving Film Finance Fund (RFFF) to support film production across the state. Loan receivable assets and interest-bearing liabilities decreased by \$5.18 million from the previous financial due to the repayment of RFFF loans.

The department has secured a line of credit facility through Queensland Treasury Corporation, which enables ongoing funding to be provided to Screen Queensland to provide industry funding for film productions.

Figure 3 – Comparison of asset performance from prior year

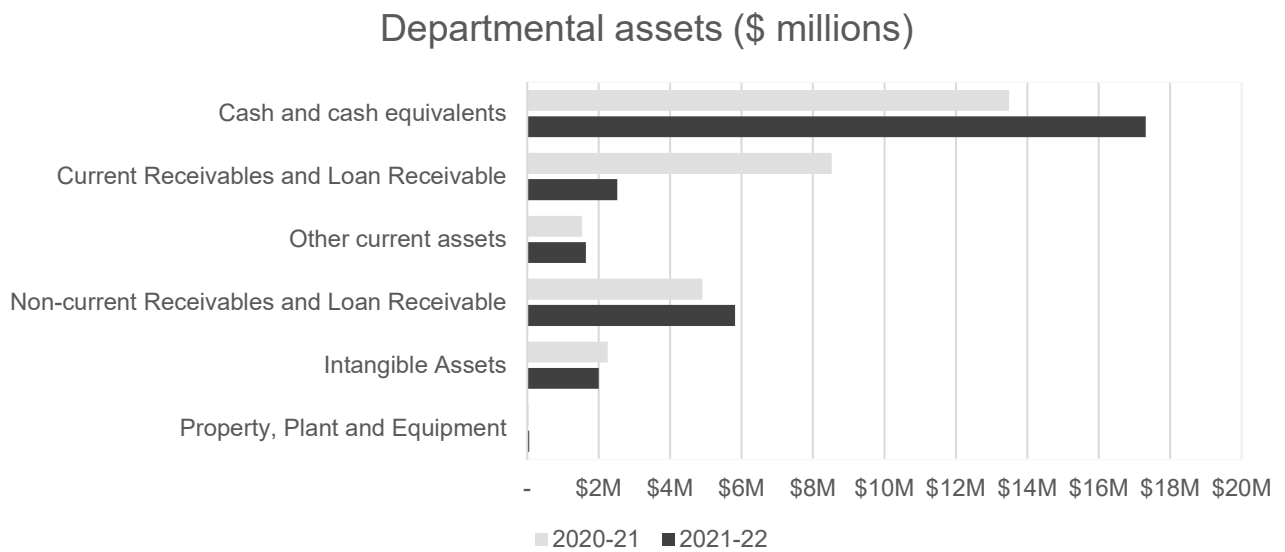
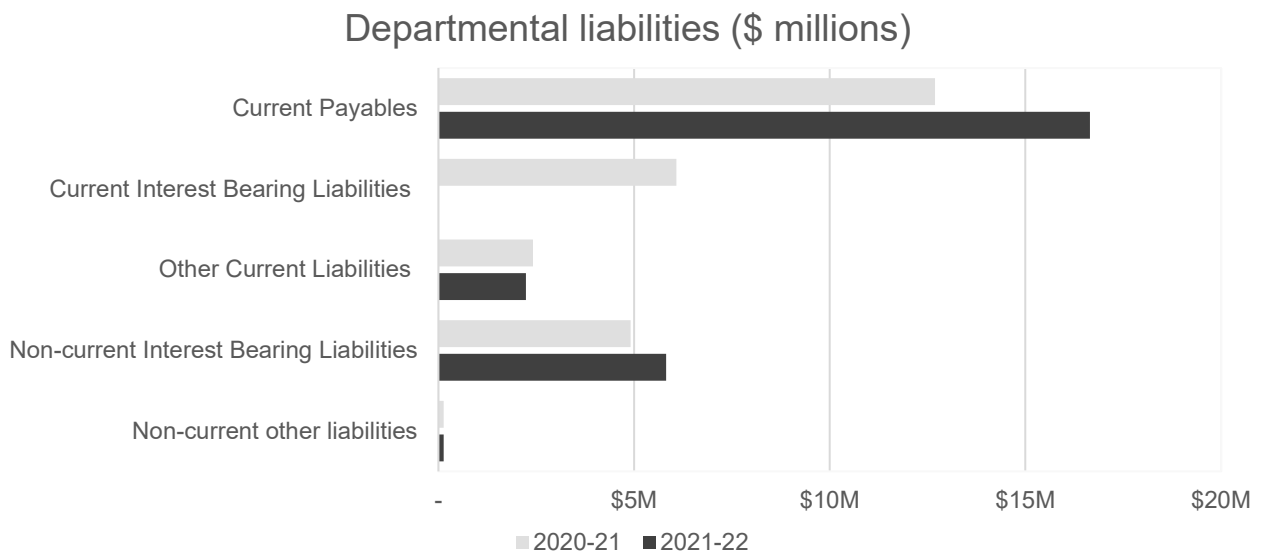


Figure 4 – Comparison of liability performance from prior year

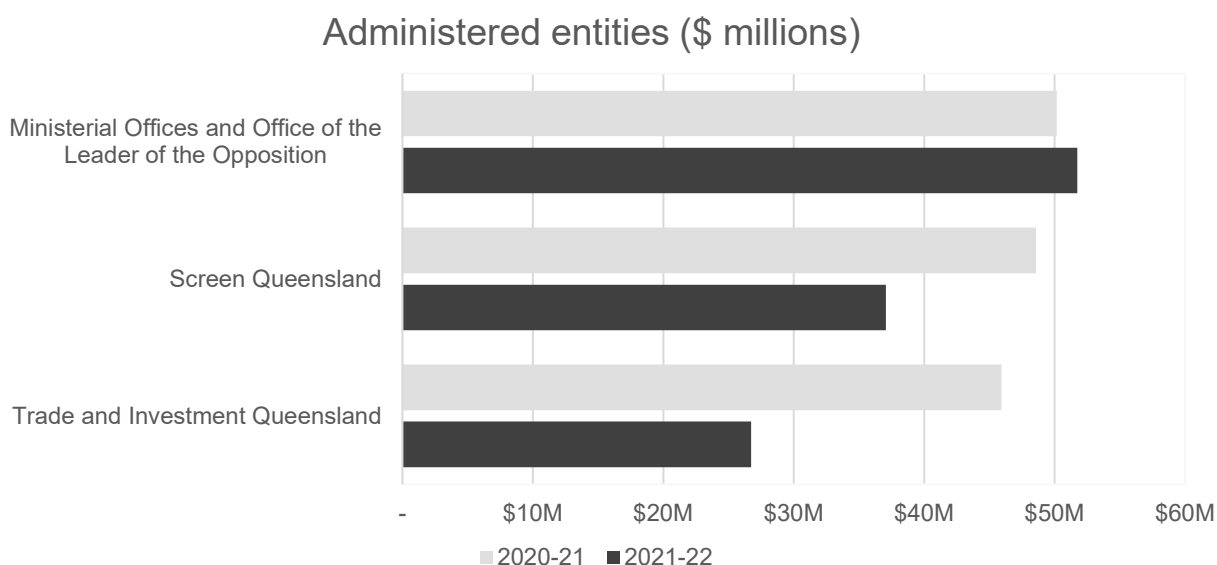


Administered funding

For the year ended 30 June 2022, the department's administered funding was \$115.55 million, a decrease of \$29.15 million from the previous year. This is primarily attributable to the machinery-of-government changes resulting in Trade and Investment Queensland transferring from DPC's portfolio from 1 November 2021, reflecting the grants paid to the effective date of transfer (\$26.726 million).

Screen Queensland also received less grant funding primarily due to the timing of commitments for the Production Attraction Strategy and Post, Digital, Visual Effects (PDV) Incentive (\$11.51 million).

Figure 5 – Comparison of administered funding from prior year



Chief Finance Officer Assurance

In accordance with the requirements of the *Financial Accountability Act 2009*, the Chief Finance Officer has provided the Director-General with a statement confirming, as required by section 54 of the *Financial and Performance Management Standard 2019*, the financial internal controls of the department are operating efficiently, effectively, and economically.

The statement indicated no deficiencies or breakdowns in internal controls that would impact adversely on the department's financial governance or financial statements for the year.