

# Flying the flag

## The State of Queensland flag



Flying the flag. The State of Queensland flag

© The State of Queensland (Department of the Premier and Cabinet) 2019.

Published by the Queensland Government, May 2019, 1 William Street, Brisbane Qld 4000.

The Queensland Government supports and encourages the dissemination and exchange of information. However, copyright protects this document. The State of Queensland has no objection to this material being reproduced, made available online or electronically but only if it is recognised as the owner of the copyright and this material remains unaltered. Copyright enquiries about this publication should be directed to the Department of the Premier and Cabinet, by email to [copyright@premiers.qld.gov.au](mailto:copyright@premiers.qld.gov.au) or in writing to PO Box 15185, City East Qld 4002.

Copies of this publication can be obtained by contacting (07) 3003 9163 or at [www.qld.gov.au](http://www.qld.gov.au)

ISBN 0-7345-1036-5


## Contents

The state flag	3
The state badge	3
Precedence for the flying of flags	4
Flag colours and dimensions	7
Use of the state flag	8
Special occasions on which flags should be flown	8
Half-masting of flags	9
Points to remember	10
History of the state flag	10
Free Queensland Flag Scheme	12
Replacement of flags	13



## The state flag

The State of Queensland flag is the British Blue Ensign, consisting of a dark blue field with the Union flag occupying the upper hoist, differenced in the fly by the state badge. The badge comprises an azure Maltese Cross with a Royal Crown superimposed, all on a white (in lieu of silver) background.



## The state badge

The badge of the state evolved from the need for a seal or badge to be included in the design of the state flag. The original design for the badge was produced in 1875 and featured a representation of Queen Victoria.

The Queensland Government of the day decided the image of Queen Victoria would be difficult to reproduce on a flag. An alternate design, a Royal Crown superimposed on a Maltese Cross, was consequently submitted to London. Approval of the design was received on 29 November 1876 by the Governor of Queensland. The badge is officially described as “On a Roundel Argent a Maltese Cross Azure surmounted with a Royal Crown”.



## Precedence for the flying of flags

**This section of the booklet outlines the general procedure to be followed in flying the State of Queensland flag alone or in combination with the Australian National flag and other flags or pennants. The list is by no means exhaustive.**

Enquiries about the flying of flags in ways not covered in this section should be directed to Protocol and International Engagement, Department of the Premier and Cabinet.

When flying the flags on, or in front of, a:

### **a. building with one flag pole**

- (i) Queensland Government buildings throughout the state—the State of Queensland flag is to be flown.
- (ii) Statutory authorities throughout the state—it is recommended that the State of Queensland flag be flown.
- (iii) State government schools—the Australian National flag is to be flown.

### **b. building with one flag pole with cross arms**

- (i) The Australian National flag is flown from the halyard on the left of the observer facing the building.

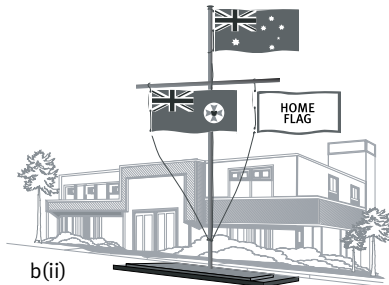
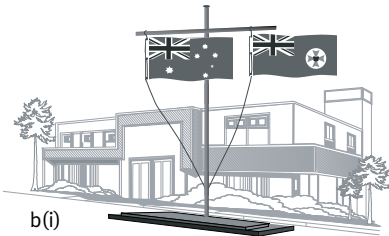
The State of Queensland flag is flown from the right halyard.

or

- (ii) The Australian National flag is flown from the masthead.

The State of Queensland flag is flown from the halyard on the left of the observer facing the building.

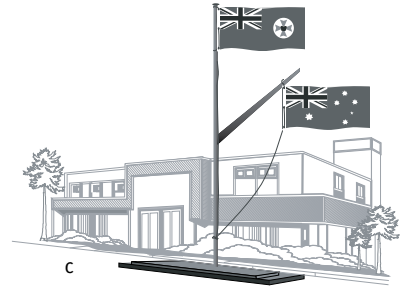
A house flag or club pennant is flown from the right halyard.



### c. building with one flag pole with a gaff

If the flag pole is fitted with a gaff, the Australian National flag should be flown from the peak of the gaff, which is the position of honour, even though the Australian National flag is then lower than the flag flying from the top of the flag pole.

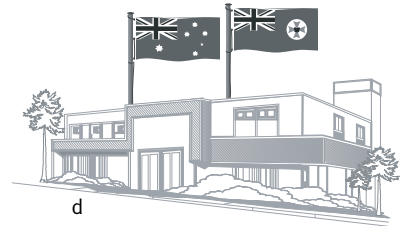
This international tradition originates from the days of sailing ships, when it was necessary to keep the flag free of the ship's rigging.



### d. building with two flag poles of equal height

The Australian National flag is flown on the flag pole on the left of the observer facing the building.

The State of Queensland flag of the same size is flown on the flag pole on the observer's right.



### e. building with three flag poles of equal height

When flying another national flag—

- (i) The Australian National flag is flown on the flag pole on the left of the observer facing the building.

The appropriate national flag is flown on the centre flag pole.

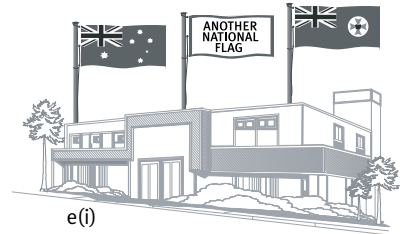
The State of Queensland flag is flown on the flag pole on the observer's right.

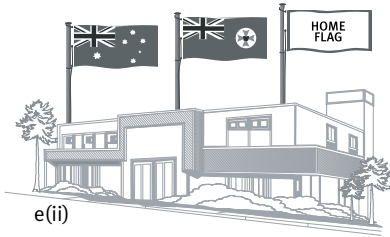
When flying a house flag or club pennant—

- (ii) The Australian National flag is flown on the flag pole on the left of the observer facing the building.

The State of Queensland flag is flown on the centre flag pole.

A house flag or club pennant is flown on the flag pole on the observer's right.





**f. building with three flag poles when the centre pole is higher than the other two**

The Australian National flag is flown in the centre.

The State of Queensland flag is flown on the flag pole on the left of the observer facing the building.

A house flag or club pennant is flown on the flag pole on the observer's right.

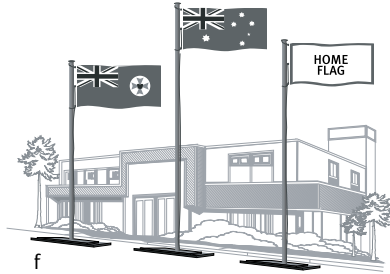
The house flag or club pennant need not be the same size or design shape.

The Australian National flag or the State of Queensland flag or club pennant should not be flown on the same halyard.

Note: if only the Australian National flag and the State of Queensland flag are available they should be flown on the two outside poles (omitting the higher centre pole).

If two national flags are to be flown, they should be flown on the two outside poles (omitting the higher centre pole).

No national flag should be flown higher than another.




**g. when displayed against a wall**

The top left quarter of the flag is to be placed uppermost on the observer's left, as viewed from the front.

**h. when displayed from cross-staffs**

The Australian National flag should be on the left of the observer facing the flags. The staff should be in front of the staff of the other flag.

The State of Queensland flag is flown on the other staff.

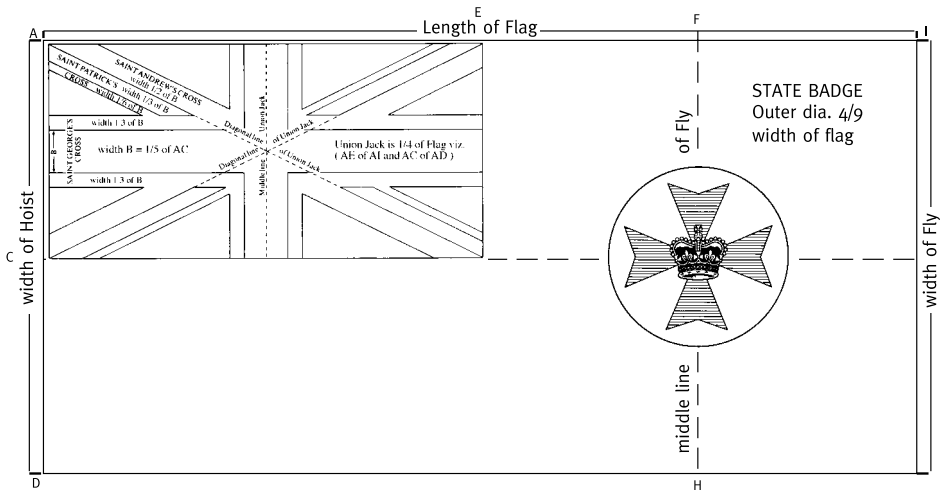




# Flag colours and dimensions

The colours of the State of Queensland flag are PMS 280 blue and PMS 185 red. The colour of the Maltese Cross on the State of Queensland badge is PMS 298 light blue on a white background.

The dimensions of the State of Queensland flag are shown below.



## Use of the **State of Queensland flag**

It is the policy of the Queensland Government to encourage private individuals, companies and organisations to fly the State of Queensland flag if they so desire.

## **Special occasions on which the flags should be flown**

**The following days are special days on which flags should be flown:**

- |                    |   |
|--------------------|---|
| <b>January 1</b>   | Anniversary of the establishment of the Commonwealth of Australia   |
| <b>January 26</b>  | Australia Day   |
| <b>February 6</b>  | Anniversary of the Accession of Her Majesty The Queen   |
| <b>April 25</b>    | Anzac Day (flags half-mast until noon, then at top of mast to sunset)   |
| <b>June 2</b>      | Anniversary of the Coronation of Her Majesty The Queen  |
| <b>June 6</b>      | Queensland Day  |
| <b>June 10</b>     | Birthday of the Consort of the Sovereign  |
| <b>June</b>        | Monday holiday of Queen's birthday weekend  |
| <b>October 24</b>  | United Nations Day (the United Nations Flag should be accorded the position of honour)  |
| <b>November 11</b> | Remembrance Day (flags at top of mast until 10.30am; at half-mast from 10.30am until 11.02am; at top of mast from 11.02am until sunset) |
| <b>November 14</b> | Birthday of the Heir Apparent   |

## Half-masting of flags

**Flags are flown at the half-mast position as a sign of mourning.**

The flag is brought to the half-mast position by first raising it to the top of the mast and then immediately lowering it slowly to the half-mast position. The flag should be raised again to the top of mast before being lowered for the day. The position of the flag when flying at half-mast will depend on the size of the flag and the length of the flag pole.

It is essential that it be lowered at least to a position recognisably “half-mast”, so as to avoid the appearance of a flag that has accidentally fallen away from the top of the mast owing to a loose halyard. A satisfactory position for half-masting would normally be when the top of the flag is one-third of the distance down from the top of the mast.

In regard to the half-masting of flags on Anzac Day and Remembrance Day, please refer to page 8 of this booklet.

## Points to remember

- (a) National flags of sovereign nations should be flown on separate staffs and at the same height. If possible all flags should be the same size. The Australian National flag should be hoisted first and lowered last.
- (b) The flag should always be flown or displayed in a dignified manner, and flags should never be used for the unveiling of a monument or plaque, or used as a table or seat cover, or let fall to or lie upon the ground.
- (c) Flags should not be flown at night unless properly illuminated.
- (d) It is desirable to avoid flying more than one flag from the same halyard.
- (e) It is undesirable that a tattered or dilapidated flag be flown or displayed. When a flag is no longer suitable for use it should be destroyed privately.

## History of the State of Queensland flag

On 22 December 1865 the Governor of the Queensland Colony, Governor Bowen, was advised by the Under Secretary of the Colonial Office that the Lords Commissioners of the Admiralty had determined that all vessels in the service of the Colony, except Commissioned Vessels of War, should fly the Blue Ensign bearing the seal or badge of that Colony. The Governor was requested to provide the Colonial Office with a drawn badge. It is unknown if the request was acted on.

### **Request**

Subsequently, on 14 September 1869 Governor Blackall was advised by the Secretary of State for Colonies, Earl Granville,

that Her Majesty-in-Council had authorised Governors of British Colonies to fly the Union Jack with the Arms or badge of the Colony emblazoned in the centre. The Governor was requested to submit a sketch of the badge proposed for adoption and this was forwarded to the Secretary of State on 22 March 1870.

### **Drawings**

On 23 August 1875 the Secretary of State for Colonies forwarded to Governor Cairns copies of drawings of the badges of certain colonies which the Admiralty proposed to insert in the Admiralty Flag Book. The Governor was requested to certify to the correctness of the badge of the Queensland Colony. The design was the head of Queen Victoria, facing to the right, on a dark blue background, surrounded by a white circle bearing the word *Queensland* in the upper section.

However, the Queensland Government considered that it would be too difficult to reproduce a fair representation of the head of the Queen accurately on a flag. The then Acting Colonial Secretary submitted four alternative designs to the Governor, including one incorporating an azure Maltese Cross with a Crown superimposed, which was recommended.

### **Design**

This design was subsequently sent to the Secretary of State for the Colonies, who replied on 14 July 1876 that the Lords Commissioners of the Admiralty had approved that the Maltese Cross, with the Crown superimposed, be the “future badge of the Colony for insertion in the Union flag for use by the Governor and on the blue Ensign for use by Government Vessels”.

### **Gazettal**

Notification of adoption, together with an illustration and blazon, was published in the Queensland Government Gazette on 29 November 1876.

## Free Queensland Flag Scheme

It is the desire of the government to encourage Queenslanders to respect and be familiar with the proper use of the State of Queensland flag.

Government policy is to provide a State of Queensland flag, free of charge, to the following groups:

- preschools, kindergartens, primary, secondary and special schools, and TAFE and tertiary educational establishments
- scouting groups, Girl Guides districts and other recognised youth organisations
- community service groups including ex-Service, Apex, Lions, Rotary, Quota, Senior Citizens, Country Women's Associations, and Coast Guard/Air Sea Rescue Units
- benevolent and welfare organisations
- ethnic organisations
- sporting clubs and sporting bodies
- museums and historical associations
- agricultural, pastoral and horticultural show societies
- overseas exchange students (provided that the Queensland flag is donated to a school or college of the host country prior to the exchange student returning to Queensland and that supporting documentation is supplied)
- semi-government authorities such as local authorities, hospital boards and fire brigade boards
- other groups can be considered on their merits but, generally speaking, if a group is engaged in commercial activities it is not eligible.

To obtain a State of Queensland flag, representatives of the aforementioned groups should contact their local State Member of Parliament.

For additional copies of this brochure, or advice on the State of Queensland flag, telephone **(07) 3003 9163** or visit **[www.qld.gov.au](http://www.qld.gov.au)**

Produced by Protocol and International Engagement, Department of the Premier and Cabinet.

With normal care, a flag should remain serviceable for at least three years. Requests for earlier replacement will be considered on their merits, with the return of the worn or damaged flag.

