

Public Report of Ministerial Expenses
 Total for all Ministerial Portfolios
 For the Period 01/07/2010 to 31/12/2010

3948
 17/2/11

| | Minister's and Parliamentary Secretaries Total | Staff Total | Office Total | Grand Total |
|---------------------------------------|---|-------------------|------------------|-------------------|
| Salaries and Related Payments | \$ | \$ | \$ | \$ |
| Salary and Employee Expenses | - | 9,146,643 | 30,983 | 9,177,626 |
| Salary related taxes | 197,597 | 863,749 | 31,733 | 1,093,079 |
| Superannuation | - | 905,207 | 2,303 | 907,510 |
| Other Employee Expenses 1 | - | 56,384 | - | 56,384 |
| Sub-Total Salaries Costs | 197,597 | 10,971,982 | 65,019 | 11,234,598 |
| Administrative Costs | | | | |
| Domestic Travel | 160,853 | 271,173 | 154 | 432,180 |
| Overseas Travel and Official Duties | 85,820 | 71,511 | 16 | 157,316 |
| Motor Vehicle Running Costs | 312,033 | 243,673 | 3,698 | 559,403 |
| Charter Costs | 8,350 | 4,676 | - | 13,026 |
| Travel To and From Electorate | 90,631 | - | - | 90,631 |
| Domestic Official Duties | 6,901 | 901 | 561 | 8,363 |
| Building Services 2 | 158,332 | 242,514 | 2,391,071 | 2,791,916 |
| Communication Charges | 78,893 | 168,175 | 97,150 | 344,218 |
| Information Technology 4 | 20,093 | 5,468 | 825,467 | 851,028 |
| Other Administrative Charges 3 | 15,605 | 9,214 | 251,344 | 276,163 |
| Sub-Total Administrative Costs | 937,510 | 1,017,305 | 3,569,429 | 5,524,243 |
| Capital Expenses | | | | |
| Depreciation 5 | 21,474 | 26,072 | 117,249 | 164,795 |
| Totals | 1,156,581 | 12,015,358 | 3,751,697 | 16,923,637 |

Expense category changes

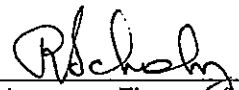
Note 1: Other Employee Expenses new category, previously recorded under Salary and Employee Expenses


Note 2: Rent and Utilities now Building Services

Note 3: Consumables and Maintenance now included in Other Administrative Charges

Note 4: Information Technology new category, previously recorded under Other Administrative Charges

Note 5: Portable & Attractive Items transferred from Other Administrative Charges to Depreciation as these assets are fully depreciated when expensed


 A/Manager - Finance &
 Administration, Ministerial
 Services
 15/2/2011


 Director, Ministerial Services
 15/2/2011


Public Report of Ministerial Expenses
for the Ministerial Portfolio of: Premier and Minister for the Arts
For the Period 01/07/2010 to 31/12/2010

| | Minister | Staff | Office | Total |
|---|---------------|------------------|----------------|------------------|
| | \$ | \$ | \$ | \$ |
| <u>Salaries and Related Payments</u> | | | | |
| Salary and Employee Expenses | | 1,547,244 | | 1,547,244 |
| Salary related taxes | 448 | 179,004 | | 179,453 |
| Superannuation | | 151,745 | | 151,745 |
| Other Employee Expenses | | 7,806 | | 7,806 |
| Sub-Total Salaries Costs | 448 | 1,885,799 | 0 | 1,886,247 |
| <u>Administrative Costs</u> | | | | |
| Domestic Travel | 4,472 | 32,852 | 0 | 37,324 |
| Overseas Travel and Official Duties | 18,278 | 7,406 | | 25,683 |
| Motor Vehicle Running Costs | 19,083 | 54,440 | | 73,522 |
| Charter Costs | | | | 0 |
| Travel to and from Electorate | | | | 0 |
| Domestic Official Duties | 975 | 174 | | 1,149 |
| Building Services | 3,780 | 48,386 | 271,125 | 323,291 |
| Communication Charges | 4,800 | 36,275 | 42,177 | 83,252 |
| Information Technology | | 1,187 | 24,937 | 26,123 |
| Other Administrative Charges | 334 | 3,174 | 69,084 | 72,592 |
| Sub-Total Administrative Costs | 51,722 | 183,892 | 407,323 | 642,937 |
| <u>Capital Expenses</u> | | | | |
| Depreciation | 1,970 | 10,666 | 4,618 | 17,254 |
| Totals | 54,140 | 2,080,357 | 411,941 | 2,546,437 |

Note 1: Includes \$16,973.25 FBT adjustment from 09/10 financial year.

Note 2: Individual amounts may not add to totals due to rounding.


 Director, Ministerial Services



 Hon. A. Bligh, MP

Public Report of Ministerial Expenses
for the Ministerial Portfolio of: Deputy Premier and Minister for Health
For the Period 01/07/2010 to 31/12/2010

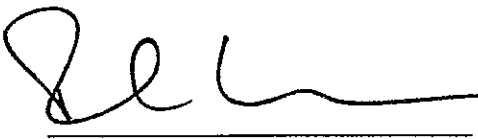
| | Minister | Staff | Office | Total |
|---|---------------|----------------|----------------|------------------|
| | \$ | \$ | \$ | \$ |
| <u>Salaries and Related Payments</u> | | | | |
| Salary and Employee Expenses | | 646,336 | | 646,336 |
| Salary related taxes | 9,293 | 48,040 | | 57,333 |
| Superannuation | | 64,908 | | 64,908 |
| Other Employee Expenses | | 3,903 | | 3,903 |
| Sub-Total Salaries Costs | 9,293 | 763,188 | 0 | 772,481 |
| <u>Administrative Costs</u> | | | | |
| Domestic Travel | 15,714 | 31,902 | | 47,616 |
| Overseas Travel and Official Duties | 208 | | | 208 |
| Motor Vehicle Running Costs | 16,608 | 15,139 | | 31,747 |
| Charter Costs | | | | 0 |
| Travel to and from Electorate | | | | 0 |
| Domestic Official Duties | 320 | 24 | | 344 |
| Building Services | 9,977 | 15,682 | 118,481 | 144,140 |
| Communication Charges | 3,635 | 12,533 | 2,344 | 18,512 |
| Information Technology | 0 | 375 | 14,522 | 14,897 |
| Other Administrative Charges | 1,843 | 154 | 3,804 | 5,802 |
| Sub-Total Administrative Costs | 48,306 | 75,809 | 139,151 | 263,266 |
| <u>Capital Expenses</u> | | | | |
| Depreciation | 51 | 408 | 3,129 | 3,588 |
| Totals | 57,650 | 839,405 | 142,281 | 1,039,335 |

Note 1: Includes \$1,806.41 credit for FBT adjustment from 09/10 financial year.

Note 2: Individual amounts may not add to totals due to rounding.



 Director, Ministerial Services
 31/12/10




 Hon. P. Lucas, MP
 31/12/10


Public Report of Ministerial Expenses
for the Ministerial Portfolio of: Treasurer and Minister for Employment and Economic Development
For the Period 01/07/2010 to 31/12/2010

| | Minister | Staff | Office | Total |
|---------------------------------------|---------------|----------------|----------------|----------------|
| | \$ | \$ | \$ | \$ |
| Salaries and Related Payments | | | | |
| Salary and Employee Expenses | | 511,451 | | 511,451 |
| Salary related taxes 1 | 8,496 | 36,686 | | 45,182 |
| Superannuation | | 55,423 | | 55,423 |
| Other Employee Expenses | | 3,171 | | 3,171 |
| Sub-Total Salaries Costs | 8,496 | 606,731 | 0 | 615,227 |
| Administrative Costs | | | | |
| Domestic Travel | 5,909 | 8,584 | | 14,492 |
| Overseas Travel and Official Duties | 36,056 | 35,651 | | 71,706 |
| Motor Vehicle Running Costs | 13,056 | 10,152 | | 23,208 |
| Charter Costs | | | | 0 |
| Travel to and from Electorate | | | | 0 |
| Domestic Official Duties | 353 | | | 353 |
| Building Services | 3,000 | 12,000 | 158,988 | 173,988 |
| Communication Charges | 6,745 | 10,146 | 1,733 | 18,624 |
| Information Technology | 35 | 377 | 14,516 | 14,929 |
| Other Administrative Charges | 2,250 | 689 | 9,058 | 11,997 |
| Sub-Total Administrative Costs | 67,404 | 77,598 | 184,295 | 329,296 |
| Capital Expenses | | | | |
| Depreciation | 1,511 | 2,024 | 3,197 | 6,732 |
| Totals 2 | 77,411 | 686,353 | 187,492 | 951,256 |

Note 1: Includes \$2,344.19 credit for FBT adjustment from 09/10 financial year.

Note 2: Individual amounts may not add to totals due to rounding.


 Director, Ministerial Services
 1.6.1.1.1.1.1.1.



 Hon A. Fraser, MP
 2.6.1.1.1.1.1.1.


Public Report of Ministerial Expenses
for the Ministerial Portfolio of: Minister for Public Works and Information and Communication Technology
For the Period 01/07/2010 to 31/12/2010

| | Minister | Staff | Office | Total |
|---------------------------------------|---------------|----------------|----------------|----------------|
| | \$ | \$ | \$ | \$ |
| Salaries and Related Payments | | | | |
| Salary and Employee Expenses | | 332,843 | | 332,843 |
| Salary related taxes 1 | 3,160 | 28,515 | | 31,675 |
| Superannuation | | 31,626 | | 31,626 |
| Other Employee Expenses | | 2,196 | | 2,196 |
| Sub-Total Salaries Costs | 3,160 | 395,180 | 0 | 398,340 |
| Administrative Costs | | | | |
| Domestic Travel | 4,255 | 2,924 | | 7,179 |
| Overseas Travel and Official Duties | | | | 0 |
| Motor Vehicle Running Costs | 12,919 | 15,306 | | 28,226 |
| Charter Costs | | | | 0 |
| Travel to and from Electorate | 18,015 | | | 18,015 |
| Domestic Official Duties | 165 | | | 165 |
| Building Services | 4,200 | 16,810 | 107,292 | 128,302 |
| Communication Charges | 2,769 | 4,813 | 2,688 | 10,269 |
| Information Technology | | 161 | 14,513 | 14,674 |
| Other Administrative Charges | 419 | 517 | 6,894 | 7,831 |
| Sub-Total Administrative Costs | 42,743 | 40,531 | 131,387 | 214,661 |
| Capital Expenses | | | | |
| Depreciation | 715 | 594 | 5,237 | 6,546 |
| Totals 2 | 46,617 | 436,305 | 136,624 | 619,547 |

Note 1: Includes \$3,457.14 credit for FBT adjustment from 09/10 financial year.

Note 2: Individual amounts may not add to totals due to rounding.


 Director, Ministerial Services
 20/1/11



 Hon. R. Swarten, MP
 20/1/11


Public Report of Ministerial Expenses
for the Ministerial Portfolio of: Minister for Natural Resources, Mines and Energy and Minister for Trade
For the Period 01/07/2010 to 31/12/2010

| | Minister | Staff | Office | Total |
|---|---------------|----------------|----------------|----------------|
| | \$ | \$ | \$ | \$ |
| <u>Salaries and Related Payments</u> | | | | |
| Salary and Employee Expenses | | 503,638 | | 503,638 |
| Salary related taxes | 5,588 | 67,778 | | 73,366 |
| Superannuation | | 50,741 | | 50,741 |
| Other Employee Expenses | | 3,171 | | 3,171 |
| Sub-Total Salaries Costs | 5,588 | 625,328 | 0 | 630,917 |
| <u>Administrative Costs</u> | | | | |
| Domestic Travel | 6,454 | 11,933 | (0) | 18,387 |
| Overseas Travel and Official Duties | 10,698 | 10,099 | | 20,797 |
| Motor Vehicle Running Costs | 17,532 | 10,659 | | 28,190 |
| Charter Costs | | | | 0 |
| Travel to and from Electorate | | | | 0 |
| Domestic Official Duties | 361 | | | 361 |
| Building Services | 2,520 | 10,130 | 99,160 | 111,810 |
| Communication Charges | 3,513 | 8,932 | 1,507 | 13,952 |
| Information Technology | | 254 | 14,513 | 14,767 |
| Other Administrative Charges | 556 | 474 | 6,620 | 7,649 |
| Sub-Total Administrative Costs | 41,633 | 52,480 | 121,800 | 215,913 |
| <u>Capital Expenses</u> | | | | |
| Depreciation | 796 | 1,430 | 4,869 | 7,096 |
| Totals | 48,018 | 679,238 | 126,669 | 853,925 |

Note 1: Includes \$20,649.74 FBT adjustment from 09/10 financial year.

Note 2: Individual amounts may not add to totals due to rounding.


 Director, Ministerial Services
 11/11/11



 Hon. S. Robertson, MP
 11/11/11


Public Report of Ministerial Expenses
for the Ministerial Portfolio of: Minister for Education and Training
For the Period 01/07/2010 to 31/12/2010

| | Minister | Staff | Office | Total |
|---------------------------------------|---------------|----------------|----------------|----------------|
| | \$ | \$ | \$ | \$ |
| Salaries and Related Payments | | | | |
| Salary and Employee Expenses | | 520,832 | | 520,832 |
| Salary related taxes 1 | 6,945 | 51,059 | | 58,004 |
| Superannuation | | 50,909 | | 50,909 |
| Other Employee Expenses | | 3,415 | | 3,415 |
| Sub-Total Salaries Costs | 6,945 | 626,215 | 0 | 633,160 |
| Administrative Costs | | | | |
| Domestic Travel | 7,968 | 9,502 | | 17,470 |
| Overseas Travel and Official Duties | 388 | 155 | | 543 |
| Motor Vehicle Running Costs | 10,810 | 19,918 | | 30,728 |
| Charter Costs | | | | 0 |
| Travel to and from Electorate | | | | 0 |
| Domestic Official Duties | 426 | 95 | | 521 |
| Building Services | 3,000 | 12,030 | 133,251 | 148,281 |
| Communication Charges | 2,735 | 8,798 | 2,072 | 13,605 |
| Information Technology | | 320 | 14,513 | 14,833 |
| Other Administrative Charges | 639 | 751 | 2,828 | 4,217 |
| Sub-Total Administrative Costs | 25,965 | 51,569 | 152,664 | 230,198 |
| Capital Expenses | | | | |
| Depreciation | 793 | 594 | 3,152 | 4,539 |
| Totals 2 | 33,703 | 678,378 | 155,816 | 867,897 |

Note 1: Includes \$9,715.91 FBT adjustment from 09/10 financial year.

Note 2: Individual amounts may not add to totals due to rounding.


 Director, Ministerial Services
 14/11/11



 Hon. G. Wilson, MP
 19/11/11


Public Report of Ministerial Expenses
for the Ministerial Portfolio of: Minister for Police and Corrective Services and Emergency Services
For the Period 01/07/2010 to 31/12/2010

| | Minister | Staff | Office | Total |
|---------------------------------------|---------------|----------------|----------------|----------------|
| | \$ | \$ | \$ | \$ |
| Salaries and Related Payments | | | | |
| Salary and Employee Expenses | | 516,670 | | 516,670 |
| Salary related taxes 1 | 10,019 | 37,611 | | 47,630 |
| Superannuation | | 54,143 | | 54,143 |
| Other Employee Expenses | | 3,171 | | 3,171 |
| Sub-Total Salaries Costs | 10,019 | 611,596 | 0 | 621,615 |
| Administrative Costs | | | | |
| Domestic Travel | 2,839 | 6,757 | | 9,596 |
| Overseas Travel and Official Duties | | | | 0 |
| Motor Vehicle Running Costs | 14,508 | 12,262 | | 26,770 |
| Charter Costs | | | | 0 |
| Travel to and from Electorate | | | | 0 |
| Domestic Official Duties | 649 | | | 649 |
| Building Services | 2,047 | 8,186 | 105,871 | 116,104 |
| Communication Charges | 2,407 | 6,610 | 2,131 | 11,148 |
| Information Technology | | 307 | 14,513 | 14,820 |
| Other Administrative Charges | 560 | 149 | 37,334 | 38,042 |
| Sub-Total Administrative Costs | 23,010 | 34,271 | 159,850 | 217,130 |
| Capital Expenses | | | | |
| Depreciation | 1,577 | 715 | 5,539 | 7,831 |
| Totals 2 | 34,606 | 646,582 | 165,389 | 846,576 |

Note 1: Includes \$1,189.37 FBT adjustment from 09/10 financial year.

Note 2: Individual amounts may not add to totals due to rounding.


 Director, Ministerial Services
 18.11.11



 Hon. N. Roberts, MP
 18.11.11


Public Report of Ministerial Expenses
for the Ministerial Portfolio of: Minister for Main Roads
For the Period 01/07/2010 to 31/12/2010

| | Minister | Staff | Office | Total |
|---|----------------|----------------|----------------|----------------|
| | \$ | \$ | \$ | \$ |
| <u>Salaries and Related Payments</u> | | | | |
| Salary and Employee Expenses | | 444,329 | | 444,329 |
| Salary related taxes | (3,402) | 25,124 | | 21,722 |
| Superannuation | | 48,680 | | 48,680 |
| Other Employee Expenses | | 2,683 | | 2,683 |
| Sub-Total Salaries Costs | (3,402) | 520,815 | 0 | 517,414 |
| <u>Administrative Costs</u> | | | | |
| Domestic Travel | 9,888 | 20,612 | | 30,500 |
| Overseas Travel and Official Duties | | | | 0 |
| Motor Vehicle Running Costs | 11,257 | 5,528 | | 16,785 |
| Charter Costs | | | | 0 |
| Travel to and from Electorate | 16,646 | | | 16,646 |
| Domestic Official Duties | 763 | | | 763 |
| Building Services | 3,000 | 13,412 | 138,059 | 154,471 |
| Communication Charges | 5,276 | 8,296 | 6,090 | 19,662 |
| Information Technology | | 214 | 26,127 | 26,341 |
| Other Administrative Charges | 819 | 85 | 4,475 | 5,378 |
| Sub-Total Administrative Costs | 47,649 | 48,147 | 174,750 | 270,546 |
| <u>Capital Expenses</u> | | | | |
| Depreciation | 1,387 | 2,145 | 4,889 | 8,420 |
| Totals | 45,634 | 571,107 | 179,639 | 796,380 |

Note 1: Includes \$20,805.05 credit for FBT adjustment from 09/10 financial year.

Note 2: Individual amounts may not add to totals due to rounding.


 Director, Ministerial Services
 14/1/11



 Hon. C. Wallace, MP
 20/1/11


Public Report of Ministerial Expenses
for the Ministerial Portfolio of: Minister for Primary Industries and Fisheries and Rural and Regional
Queensland
For the Period 01/07/2010 to 31/12/2010

| | Minister | Staff | Office | Total |
|---|-----------------|----------------|----------------|----------------|
| | \$ | \$ | \$ | \$ |
| <u>Salaries and Related Payments</u> | | | | |
| Salary and Employee Expenses | | 403,466 | | 403,466 |
| Salary related taxes | 1 (1,621) | 35,228 | | 33,607 |
| Superannuation | | 32,709 | | 32,709 |
| Other Employee Expenses | | 2,439 | | 2,439 |
| Sub-Total Salaries Costs | (1,621) | 473,842 | 0 | 472,221 |
| <u>Administrative Costs</u> | | | | |
| Domestic Travel | 9,723 | 22,405 | | 32,128 |
| Overseas Travel and Official Duties | 2,368 | 2,607 | | 4,975 |
| Motor Vehicle Running Costs | 16,092 | 9,896 | | 25,988 |
| Charter Costs | | | | 0 |
| Travel to and from Electorate | 20,129 | | | 20,129 |
| Domestic Official Duties | 470 | 141 | | 611 |
| Building Services | 2,760 | 11,040 | 170,632 | 184,432 |
| Communication Charges | 5,491 | 5,815 | 2,208 | 13,514 |
| Information Technology | | 192 | 14,513 | 14,705 |
| Other Administrative Charges | 705 | 274 | 7,854 | 8,834 |
| Sub-Total Administrative Costs | 57,737 | 52,372 | 195,207 | 305,316 |
| <u>Capital Expenses</u> | | | | |
| Depreciation | 793 | 766 | 6,902 | 8,461 |
| Totals | 2 56,909 | 526,980 | 202,109 | 785,998 |

Note 1: Includes \$1,519.26 credit for FBT adjustment from 09/10 financial year.

Note 2: Individual amounts may not add to totals due to rounding.


 Director, Ministerial Services
 14/1/11



 Hon. T. Mulherin, MP
 27/01/11


Public Report of Ministerial Expenses
for the Ministerial Portfolio of: Minister for Local Government and Aboriginal and Torres Strait Islander Partnerships
For the Period 01/07/2010 to 31/12/2010

| | Minister | Staff | Office | Total |
|---------------------------------------|-----------------|----------------|----------------|----------------|
| | \$ | \$ | \$ | \$ |
| Salaries and Related Payments | | | | |
| Salary and Employee Expenses | | 350,044 | | 350,044 |
| Salary related taxes | 1 (7,862) | 34,274 | | 26,412 |
| Superannuation | | 35,911 | | 35,911 |
| Other Employee Expenses | | 3,116 | | 3,116 |
| Sub-Total Salaries Costs | (7,862) | 423,345 | 0 | 415,483 |
| Administrative Costs | | | | |
| Domestic Travel | 6,078 | 17,177 | | 23,255 |
| Overseas Travel and Official Duties | | | | 0 |
| Motor Vehicle Running Costs | 14,446 | 11,602 | | 26,048 |
| Charter Costs | 3,976 | 3,976 | 0 | 7,953 |
| Travel to and from Electorate | 25,814 | | | 25,814 |
| Domestic Official Duties | 279 | | 0 | 279 |
| Building Services | 3,000 | 12,000 | 81,780 | 96,780 |
| Communication Charges | 1,814 | 6,582 | 2,136 | 10,533 |
| Information Technology | | 169 | 14,513 | 14,682 |
| Other Administrative Charges | 544 | 658 | 4,691 | 5,893 |
| Sub-Total Administrative Costs | 55,951 | 52,165 | 103,120 | 211,237 |
| Capital Expenses | | | | |
| Depreciation | 796 | 594 | 1,567 | 2,957 |
| Totals | 2 48,886 | 476,104 | 104,687 | 629,677 |

Note 1: Includes \$7,537.47 credit for FBT adjustment from 09/10 financial year.

Note 2: Individual amounts may not add to totals due to rounding.


 Director, Ministerial Services
 14/1/11


 Hon D. Boyle, MP
 31/01/11





Public Report of Ministerial Expenses
for the Ministerial Portfolio of: Minister for Infrastructure and Planning
For the Period 01/07/2010 to 31/12/2010

| | Minister | Staff | Office | Total |
|---|---------------|----------------|----------------|----------------|
| | \$ | \$ | \$ | \$ |
| <u>Salaries and Related Payments</u> | | | | |
| Salary and Employee Expenses | | 448,760 | | 448,760 |
| Salary related taxes | 7,816 | 23,605 | | 31,421 |
| Superannuation | | 41,721 | | 41,721 |
| Other Employee Expenses | | 2,683 | | 2,683 |
| Sub-Total Salaries Costs | 7,816 | 516,769 | 0 | 524,585 |
| <u>Administrative Costs</u> | | | | |
| Domestic Travel | 4,657 | 7,983 | | 12,640 |
| Overseas Travel and Official Duties | | | | 0 |
| Motor Vehicle Running Costs | 14,069 | 1,441 | | 15,510 |
| Charter Costs | | | | 0 |
| Travel to and from Electorate | | | | 0 |
| Domestic Official Duties | 95 | 25 | | 120 |
| Building Services | 3,000 | 12,000 | 163,333 | 178,333 |
| Communication Charges | 2,035 | 8,398 | 1,690 | 12,122 |
| Information Technology | | 214 | 14,513 | 14,727 |
| Other Administrative Charges | 612 | 370 | 12,089 | 13,071 |
| Sub-Total Administrative Costs | 24,468 | 30,430 | 191,625 | 246,523 |
| <u>Capital Expenses</u> | | | | |
| Depreciation | 796 | 645 | 3,674 | 5,115 |
| Totals | 33,080 | 547,844 | 195,299 | 776,223 |

Note 1: Includes \$7,293.62 credit for FBT adjustment from 09/10 financial year.

Note 2: Individual amounts may not add to totals due to rounding.


 Director, Ministerial Services
 1/31/11

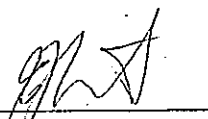

 Hon. S. Hinchliffe MP
 31/1/2011


Public Report of Ministerial Expenses
for the Ministerial Portfolio of: Minister for Transport
For the Period 01/07/2010 to 31/12/2010

| | Minister | Staff | Office | Total |
|---------------------------------------|---------------|----------------|----------------|----------------|
| | \$ | \$ | \$ | \$ |
| Salaries and Related Payments | | | | |
| Salary and Employee Expenses | | 438,037 | | 438,037 |
| Salary related taxes 1 | 4,682 | 40,847 | | 45,529 |
| Superannuation | | 43,674 | | 43,674 |
| Other Employee Expenses | | 2,683 | | 2,683 |
| Sub-Total Salaries Costs | 4,682 | 525,241 | 0 | 529,924 |
| Administrative Costs | | | | |
| Domestic Travel | 6,296 | 9,643 | | 15,939 |
| Overseas Travel and Official Duties | 0 | 0 | 0 | 0 |
| Motor Vehicle Running Costs | 11,911 | 15,391 | | 27,302 |
| Charter Costs | | | | 0 |
| Travel to and from Electorate | | | | 0 |
| Domestic Official Duties | 597 | 61 | | 659 |
| Building Services | 2,377 | 9,520 | 116,462 | 128,359 |
| Communication Charges | 3,735 | 8,452 | 1,561 | 13,749 |
| Information Technology | | 270 | 14,513 | 14,783 |
| Other Administrative Charges | 116 | 132 | 2,000 | 2,248 |
| Sub-Total Administrative Costs | 25,032 | 43,470 | 134,536 | 203,039 |
| Capital Expenses | | | | |
| Depreciation | 503 | 1,188 | 3,152 | 4,843 |
| Totals 2 | 30,218 | 569,899 | 137,688 | 737,805 |

Note 1: Includes \$904.83 FBT adjustment from 09/10 financial year.

Note 2: Individual amounts may not add to totals due to rounding.


 Director, Ministerial Services
 1.4.1.1.1.1.1.1.



 Hon. R. Nolan, MP
 27.1.1.1.1.1.1.1.


Public Report of Ministerial Expenses
for the Ministerial Portfolio of: Minister for Tourism and Fair Trading
For the Period 01/07/2010 to 31/12/2010

| | Minister | Staff | Office | Total |
|---------------------------------------|---------------|----------------|----------------|----------------|
| | \$ | \$ | \$ | \$ |
| Salaries and Related Payments | | | | |
| Salary and Employee Expenses | | 434,782 | | 434,782 |
| Salary related taxes 1 | 17,431 | 30,640 | | 48,071 |
| Superannuation | | 41,063 | | 41,063 |
| Other Employee Expenses | | 2,683 | | 2,683 |
| Sub-Total Salaries Costs | 17,431 | 509,169 | 0 | 526,600 |
| Administrative Costs | | | | |
| Domestic Travel | 8,336 | 15,344 | | 23,680 |
| Overseas Travel and Official Duties | 17,384 | 15,593 | | 32,977 |
| Motor Vehicle Running Costs | 8,616 | 5,388 | | 14,005 |
| Charter Costs | 2,100 | 700 | | 2,800 |
| Travel to and from Electorate | | | | 0 |
| Domestic Official Duties | 205 | 57 | | 262 |
| Building Services | 3,000 | 8,010 | 128,586 | 139,596 |
| Communication Charges | 2,992 | 7,228 | 2,342 | 12,562 |
| Information Technology | | 197 | 14,513 | 14,710 |
| Other Administrative Charges | 371 | 388 | 2,137 | 2,896 |
| Sub-Total Administrative Costs | 43,004 | 52,906 | 147,577 | 243,488 |
| Capital Expenses | | | | |
| Depreciation | 1,511 | 715 | 2,491 | 4,717 |
| Totals 2 | 61,946 | 562,790 | 150,068 | 774,804 |

Note 1: Includes \$4,125.40 FBT adjustment from 09/10 financial year.

Note 2: Individual amounts may not add to totals due to rounding.


 Director, Ministerial Services
 19.11.11



 Hon. P. Lawlor, MP
 20.11.11


Public Report of Ministerial Expenses
for the Ministerial Portfolio of: Minister for Child Safety and Minister for Sport
For the Period 01/07/2010 to 31/12/2010

| | Minister | Staff | Office | Total |
|---------------------------------------|----------|----------------|----------------|----------------|
| | \$ | \$ | \$ | \$ |
| Salaries and Related Payments | | | | |
| Salary and Employee Expenses | | 388,868 | | 388,868 |
| Salary related taxes | 1 | 964 | 52,483 | 53,446 |
| Superannuation | | 37,306 | | 37,306 |
| Other Employee Expenses | | 2,683 | | 2,683 |
| Sub-Total Salaries Costs | | 481,339 | 0 | 482,303 |
| Administrative Costs | | | | |
| Domestic Travel | | 13,710 | 18,181 | 31,891 |
| Overseas Travel and Official Duties | | 222 | | 222 |
| Motor Vehicle Running Costs | | 15,455 | 8,588 | 24,043 |
| Charter Costs | | | | 0 |
| Travel to and from Electorate | | | | 0 |
| Domestic Official Duties | | 490 | 93 | 583 |
| Building Services | | 3,000 | 12,010 | 123,664 |
| Communication Charges | | 3,356 | 7,316 | 2,205 |
| Information Technology | | 70 | 267 | 14,513 |
| Other Administrative Charges | | 286 | 161 | 2,764 |
| Sub-Total Administrative Costs | | 36,587 | 46,616 | 143,146 |
| Capital Expenses | | | | |
| Depreciation | | 843 | 1,309 | 2,183 |
| Totals | 2 | 38,395 | 529,264 | 145,329 |
| | | | | 712,988 |

Note 1: Includes \$8,527.81 FBT adjustment from 09/10 financial year.

Note 2: Individual amounts may not add to totals due to rounding.


 Director, Ministerial Services
 14/11/11



 Hon. P Reeves, MP
 27/11/11


Public Report of Ministerial Expenses
for the Ministerial Portfolio of: Minister for Community Services and Housing and Minister for Women
For the Period 01/07/2010 to 31/12/2010

| | Minister | Staff | Office | Total |
|---------------------------------------|---------------|----------------|----------------|----------------|
| | \$ | \$ | \$ | \$ |
| Salaries and Related Payments | | | | |
| Salary and Employee Expenses | | 430,553 | | 430,553 |
| Salary related taxes 1 | 21,777 | 25,601 | | 47,377 |
| Superannuation | | 43,558 | | 43,558 |
| Other Employee Expenses | | 2,439 | | 2,439 |
| Sub-Total Salaries Costs | 21,777 | 502,150 | 0 | 523,927 |
| Administrative Costs | | | | |
| Domestic Travel | 7,272 | 17,379 | | 24,650 |
| Overseas Travel and Official Duties | | | | 0 |
| Motor Vehicle Running Costs | 13,968 | 10,267 | | 24,235 |
| Charter Costs | 2,273 | | | 2,273 |
| Travel to and from Electorate | | | | 0 |
| Domestic Official Duties | 135 | 85 | | 220 |
| Building Services | 3,000 | 10,000 | 127,148 | 140,148 |
| Communication Charges | 2,048 | 6,878 | 1,996 | 10,923 |
| Information Technology | | 348 | 14,513 | 14,861 |
| Other Administrative Charges | 1,461 | 99 | 3,156 | 4,717 |
| Sub-Total Administrative Costs | 30,157 | 45,056 | 146,814 | 222,027 |
| Capital Expenses | | | | |
| Depreciation | | 2,024 | 951 | 2,975 |
| Totals 2 | 51,934 | 549,230 | 147,764 | 748,928 |

Note 1: Includes \$925.06 credit for FBT adjustment from 09/10 financial year.

Note 2: Individual amounts may not add to totals due to rounding.


 Director, Ministerial Services
 1.8.11



 Hon. K. Struthers, MP
 1.8.11


Public Report of Ministerial Expenses
for the Ministerial Portfolio of: Minister for Disability Services and Multicultural Affairs
For the Period 01/07/2010 to 31/12/2010

| | Minister | Staff | Office | Total |
|---------------------------------------|---------------|----------------|----------------|----------------|
| | \$ | \$ | \$ | \$ |
| Salaries and Related Payments | | | | |
| Salary and Employee Expenses | | 395,751 | | 395,751 |
| Salary related taxes 1 | 23,853 | 37,066 | | 60,919 |
| Superannuation | | 39,474 | | 39,474 |
| Other Employee Expenses | | 2,196 | | 2,196 |
| Sub-Total Salaries Costs | 23,853 | 474,487 | 0 | 498,340 |
| Administrative Costs | | | | |
| Domestic Travel | 6,792 | 16,530 | | 23,323 |
| Overseas Travel and Official Duties | | | | 0 |
| Motor Vehicle Running Costs | 15,073 | 19,810 | | 34,882 |
| Charter Costs | | | | 0 |
| Travel to and from Electorate | | | | 0 |
| Domestic Official Duties | 293 | 57 | 531 | 881 |
| Building Services | 3,000 | 12,000 | 151,555 | 166,555 |
| Communication Charges | 3,562 | 7,103 | 2,591 | 13,256 |
| Information Technology | 70 | 174 | 14,513 | 14,757 |
| Other Administrative Charges | 905 | 731 | 5,901 | 7,537 |
| Sub-Total Administrative Costs | 29,695 | 56,404 | 175,091 | 261,190 |
| Capital Expenses | | | | |
| Depreciation | 793 | 255 | 1,980 | 3,028 |
| Totals 2 | 54,341 | 531,146 | 177,071 | 762,557 |

Note 1: Includes \$16,020.09 FBT adjustment from 09/10 financial year.

Note 2: Individual amounts may not add to totals due to rounding.


 Director, Ministerial Services
 (4).....



 Hon. A. Palaszczuk, MP
 27.....

Public Report of Ministerial Expenses
for the Ministerial Portfolio of: Minister for Climate Change and Sustainability
For the Period 01/07/2010 to 31/12/2010

| | Minister | Staff | Office | Total |
|---|---------------|----------------|----------------|----------------|
| | \$ | \$ | \$ | \$ |
| <u>Salaries and Related Payments</u> | | | | |
| Salary and Employee Expenses | | 399,237 | | 399,237 |
| Salary related taxes 1 | 9,268 | 61,222 | | 70,490 |
| Superannuation | | 37,945 | | 37,945 |
| Other Employee Expenses | | 2,439 | | 2,439 |
| Sub-Total Salaries Costs | 9,268 | 500,844 | 0 | 510,112 |
| <u>Administrative Costs</u> | | | | |
| Domestic Travel | 6,923 | 11,154 | 0 | 18,077 |
| Overseas Travel and Official Duties | | | | 0 |
| Motor Vehicle Running Costs | 11,906 | 7,092 | | 18,997 |
| Charter Costs | | | | 0 |
| Travel to and from Electorate | | | | 0 |
| Domestic Official Duties | 114 | | | 114 |
| Building Services | 3,616 | 11,101 | 110,503 | 125,220 |
| Communication Charges | 2,203 | 8,031 | 1,500 | 11,734 |
| Information Technology | | 251 | 14,583 | 14,834 |
| Other Administrative Charges | 383 | 123 | 3,024 | 3,530 |
| Sub-Total Administrative Costs | 25,144 | 37,751 | 129,610 | 192,505 |
| <u>Capital Expenses</u> | | | | |
| Depreciation | 1,508 | | 2,146 | 3,653 |
| Totals 2 | 35,920 | 538,595 | 131,756 | 706,271 |

Note 1: Includes \$21,379.46 FBT adjustment from 09/10 financial year.

Note 2: Individual amounts may not add to totals due to rounding.



 Director, Ministerial Services
 14/1/11




 Hon. K. Jones, MP
 25/1/11


Public Report of Ministerial Expenses
for the Ministerial Portfolio of: Attorney-General and Minister for Industrial Relations
For the Period 01/07/2010 to 31/12/2010

| | Minister | Staff | Office | Total |
|---------------------------------------|-----------------|----------------|----------------|----------------|
| | \$ | \$ | \$ | \$ |
| Salaries and Related Payments | | | | |
| Salary and Employee Expenses | | 433,802 | | 433,802 |
| Salary related taxes | 1 (2,671) | 48,967 | | 46,297 |
| Superannuation | | 43,670 | | 43,670 |
| Other Employee Expenses | | 3,503 | | 3,503 |
| Sub-Total Salaries Costs | (2,671) | 529,943 | 0 | 527,272 |
| Administrative Costs | | | | |
| Domestic Travel | 6,405 | 10,309 | | 16,715 |
| Overseas Travel and Official Duties | 220 | | | 220 |
| Motor Vehicle Running Costs | 15,655 | 10,794 | | 26,449 |
| Charter Costs | | | | 0 |
| Travel to and from Electorate | | | | 0 |
| Domestic Official Duties | 137 | 89 | | 225 |
| Building Services | 2,168 | 8,196 | 84,333 | 94,698 |
| Communication Charges | 2,996 | 5,971 | 1,671 | 10,638 |
| Information Technology | | 191 | 14,513 | 14,704 |
| Other Administrative Charges | 1,005 | 287 | 2,979 | 4,271 |
| Sub-Total Administrative Costs | 28,586 | 35,838 | 103,497 | 167,920 |
| Capital Expenses | | | | |
| Depreciation | 796 | | 3,152 | 3,948 |
| Totals | 2 26,711 | 565,781 | 106,649 | 699,141 |

Note 1: Includes \$6,264.50 FBT adjustment from 09/10 financial year.

Note 2: Individual amounts may not add to totals due to rounding.


 Director, Ministerial Services
 18/1/11



 Hon. C. Dick, MP
 19/01/11


Public Report of Ministerial Expenses
Parliamentary Secretary to the Premier and Minister for the Arts
For the Period 01/07/2010 to 31/12/2010

| | Parliamentary Secretary | Staff | Office | Total |
|---------------------------------------|----------------------------|----------|----------|---------------|
| | \$ | \$ | \$ | \$ |
| Salaries and Related Payments | | | | |
| Salary and Employee Expenses | | | | 0 |
| Salary related taxes 1 | 11,409 | | | 11,409 |
| Superannuation | | | | 0 |
| Other Employee Expenses | | | | 0 |
| Sub-Total Salaries Costs | 11,409 | 0 | 0 | 11,409 |
| Administrative Costs | | | | |
| Domestic Travel | | | | 0 |
| Overseas Travel and Official Duties | | | | 0 |
| Motor Vehicle Running Costs | 7,244 | | | 7,244 |
| Charter Costs | | | | 0 |
| Travel to and from Electorate | | | | 0 |
| Domestic Official Duties | | | | 0 |
| Building Services | 18,772 | | | 18,772 |
| Communication Charges | 3,662 | | | 3,662 |
| Information Technology | 2,188 | | | 2,188 |
| Other Administrative Charges | 400 | | | 400 |
| Sub-Total Administrative Costs | 32,266 | 0 | 0 | 32,266 |
| Capital Expenses | | | | |
| Depreciation | 1,735 | | | 1,735 |
| Totals 2 | 45,409 | 0 | 0 | 45,409 |

Note 1: Includes \$3,939.73 FBT adjustment from 09/10 financial year.

Note 2: Individual amounts may not add to totals due to rounding.


 Director, Ministerial Services
 14.1.1.11



 Ms. J. Spence, MP
 14.2.11


Public Report of Ministerial Expenses
Parliamentary Secretary for Healthy Living
For the Period 01/07/2010 to 31/12/2010

| | Parliamentary Secretary | Staff | Office | Total |
|---|----------------------------|----------|----------|---------------|
| | \$ | \$ | \$ | \$ |
| <u>Salaries and Related Payments</u> | | | | |
| Salary and Employee Expenses | | | | 0 |
| Salary related taxes 1 | 8,956 | | | 8,956 |
| Superannuation | | | | 0 |
| Other Employee Expenses | | | | 0 |
| Sub-Total Salaries Costs | 8,956 | 0 | 0 | 8,956 |
| <u>Administrative Costs</u> | | | | |
| Domestic Travel | 3,999 | | | 3,999 |
| Overseas Travel and Official Duties | | | | 0 |
| Motor Vehicle Running Costs | 7,328 | | | 7,328 |
| Charter Costs | | | | 0 |
| Travel to and from Electorate | | | | 0 |
| Domestic Official Duties | 25 | | | 25 |
| Building Services | 9,588 | | | 9,588 |
| Communication Charges | 2,032 | | | 2,032 |
| Information Technology | 2,231 | | | 2,231 |
| Other Administrative Charges | 160 | | | 160 |
| Sub-Total Administrative Costs | 25,363 | 0 | 0 | 25,363 |
| <u>Capital Expenses</u> | | | | |
| Depreciation | 793 | | | 793 |
| Totals 2 | 35,111 | 0 | 0 | 35,111 |

Note 1: Includes \$1,794.54 FBT adjustment from 09/10 financial year.

Note 2: Individual amounts may not add to totals due to rounding.



 Director, Ministerial Services
 .14.1.1.1.1.1.



 Mr. M. Watt, MP
 .19.1.1.1.1.1.

Public Report of Ministerial Expenses
Parliamentary Secretary for Employment and Economic Development
For the Period 01/07/2010 to 31/12/2010

| | Parliamentary Secretary | Staff | Office | Total |
|---------------------------------------|----------------------------|----------|----------|---------------|
| | \$ | \$ | \$ | \$ |
| Salaries and Related Payments | | | | 0 |
| Salary and Employee Expenses | | | | 0 |
| Salary related taxes 1 | 8,487 | | | 8,487 |
| Superannuation | | | | 0 |
| Other Employee Expenses | | | | 0 |
| Sub-Total Salaries Costs | 8,487 | 0 | 0 | 8,487 |
| Administrative Costs | | | | |
| Domestic Travel | 1,596 | | | 1,596 |
| Overseas Travel and Official Duties | | | | 0 |
| Motor Vehicle Running Costs | 8,033 | | | 8,033 |
| Charter Costs | | | | 0 |
| Travel to and from Electorate | 4,919 | | | 4,919 |
| Domestic Official Duties | 25 | | | 25 |
| Building Services | 11,073 | | | 11,073 |
| Communication Charges | 866 | | | 866 |
| Information Technology | 2,231 | | | 2,231 |
| Other Administrative Charges | 160 | | | 160 |
| Sub-Total Administrative Costs | 28,902 | 0 | 0 | 28,902 |
| Capital Expenses | | | | |
| Depreciation | 793 | | | 793 |
| Totals 2 | 38,182 | 0 | 0 | 38,182 |

Note 1: Includes \$1,897.92 FBT adjustment from 09/10 financial year.
 Note 2: Individual amounts may not add to totals due to rounding.


 Director, Ministerial Services
 14/1/11

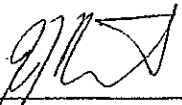

 Ms J. Jarratt, MP
 24/1/11


Public Report of Ministerial Expenses
Parliamentary Secretary for Natural Resources, Mines and Energy and Trade
For the Period 01/07/2010 to 31/12/2010

| | Parliamentary Secretary | Staff | Office | Total |
|---------------------------------------|-------------------------|----------|----------|---------------|
| | \$ | \$ | \$ | \$ |
| Salaries and Related Payments | | | | |
| Salary and Employee Expenses | | | | 0 |
| Salary related taxes 1 | 7,607 | | | 7,607 |
| Superannuation | | | | 0 |
| Other Employee Expenses | | | | 0 |
| Sub-Total Salaries Costs | 7,607 | 0 | 0 | 7,607 |
| Administrative Costs | | | | |
| Domestic Travel | 4,458 | | | 4,458 |
| Overseas Travel and Official Duties | | | | 0 |
| Motor Vehicle Running Costs | 9,250 | | | 9,250 |
| Charter Costs | | | | 0 |
| Travel to and from Electorate | | | | 0 |
| Domestic Official Duties | | | | 0 |
| Building Services | 12,583 | | | 12,583 |
| Communication Charges | 1,619 | | | 1,619 |
| Information Technology | 2,188 | | | 2,188 |
| Other Administrative Charges | 157 | | | 157 |
| Sub-Total Administrative Costs | 30,254 | 0 | 0 | 30,254 |
| Capital Expenses | | | | |
| Depreciation | | | | 0 |
| Totals 2 | 37,861 | 0 | 0 | 37,861 |

Note 1: Includes \$2,279.01 FBT adjustment from 09/10 financial year.

Note 2: Individual amounts may not add to totals due to rounding.


 Director, Ministerial Services
 1.1.1.1.1.1.1



 Michael Choi, MP
 1.1.1.1.1.1.1


Public Report of Ministerial Expenses
Parliamentary Secretary for Disability Services and Multicultural Affairs
For the Period 01/07/2010 to 31/12/2010

| | Parliamentary Secretary | Staff | Office | Total |
|---|-------------------------|----------|----------|---------------|
| | \$ | \$ | \$ | \$ |
| <u>Salaries and Related Payments</u> | | | | |
| Salary and Employee Expenses | | | | 0 |
| Salary-related taxes 1 | 18,135 | | | 18,135 |
| Superannuation | | | | 0 |
| Other Employee Expenses | | | | 0 |
| Sub-Total Salaries Costs | 18,135 | 0 | 0 | 18,135 |
| <u>Administrative Costs</u> | | | | |
| Domestic Travel | 4,004 | | | 4,004 |
| Overseas Travel and Official Duties | | | | 0 |
| Motor Vehicle Running Costs | 7,268 | | | 7,268 |
| Charter Costs | | | | 0 |
| Travel to and from Electorate | | | | 0 |
| Domestic Official Duties | | | | 0 |
| Building Services | 9,187 | | | 9,187 |
| Communication Charges | 1,444 | | | 1,444 |
| Information Technology | 2,188 | | | 2,188 |
| Other Administrative Charges | 285 | | | 285 |
| Sub-Total Administrative Costs | 24,377 | 0 | 0 | 24,377 |
| <u>Capital Expenses</u> | | | | |
| Depreciation | 515 | | | 515 |
| Totals 2 | 43,026 | 0 | 0 | 43,026 |

Note 1: Includes \$8,855.79 FBT adjustment from 09/10 financial year.

Note 2: Individual amounts may not add to totals due to rounding.


 Director, Ministerial Services
 28/1/11



 Ms. J. Attwood, MP
 28/1/11


Public Report of Ministerial Expenses
Parliamentary Secretary for Education
For the Period 01/07/2010 to 31/12/2010

| | Parliamentary Secretary | Staff | Office | Total |
|---------------------------------------|----------------------------|---------------|----------|----------|
| | \$ | \$ | \$ | \$ |
| Salaries and Related Payments | | | | |
| Salary and Employee Expenses | | | | 0 |
| Salary related taxes | 1 | 3,184 | | 3,184 |
| Superannuation | | | | 0 |
| Other Employee Expenses | | | | 0 |
| Sub-Total Salaries Costs | | 3,184 | 0 | 0 |
| Administrative Costs | | | | |
| Domestic Travel | | 544 | | 544 |
| Overseas Travel and Official Duties | | | | 0 |
| Motor Vehicle Running Costs | | 588 | | 588 |
| Charter Costs | | | | 0 |
| Travel to and from Electorate | | | | 0 |
| Domestic Official Duties | | | | 0 |
| Building Services | | 14,330 | | 14,330 |
| Communication Charges | | 2,082 | | 2,082 |
| Information Technology | | 2,188 | | 2,188 |
| Other Administrative Charges | | 156 | | 156 |
| Sub-Total Administrative Costs | | 19,887 | 0 | 0 |
| Capital Expenses | | | | |
| Depreciation | | | | 0 |
| Totals | 2 | 23,071 | 0 | 0 |

Note 1: Includes \$673.97 FBT adjustment from 09/10 financial year.

Note 2: Individual amounts may not add to totals due to rounding.


 Director, Ministerial Services
 1.4.1.1.1.1.1.1.



 Ms. P. Croft, MP
 2.12.2011


Public Report of Ministerial Expenses
Parliamentary Secretary for Emergency Services
For the Period 01/07/2010 to 31/12/2010

| | | Parliamentary Secretary | Staff | Office | Total |
|---|----------|----------------------------|----------|----------|---------------|
| | | \$ | \$ | \$ | \$ |
| <u>Salaries and Related Payments</u> | | | | | |
| Salary and Employee Expenses | | | | | 0 |
| Salary related taxes | 1 | 5,768 | | | 5,768 |
| Superannuation | | | | | 0 |
| Other Employee Expenses | | | | | 0 |
| Sub-Total Salaries Costs | | 5,768 | 0 | 0 | 5,768 |
| <u>Administrative Costs</u> | | | | | |
| Domestic Travel | | 2,833 | | | 2,833 |
| Overseas Travel and Official Duties | | | | | 0 |
| Motor Vehicle Running Costs | | 326 | | | 326 |
| Charter Costs | | | | | 0 |
| Travel to and from Electorate | | 509 | | | 509 |
| Domestic Official Duties | | 25 | | | 25 |
| Building Services | | 6,289 | | | 6,289 |
| Communication Charges | | 1,432 | | | 1,432 |
| Information Technology | | 2,258 | | | 2,258 |
| Other Administrative Charges | | 160 | | | 160 |
| Sub-Total Administrative Costs | | 13,832 | 0 | 0 | 13,832 |
| <u>Capital Expenses</u> | | | | | |
| Depreciation | | 499 | | | 499 |
| Totals | 2 | 20,099 | 0 | 0 | 20,099 |

Note 1: Includes \$4,223.79 credit for FBT adjustment from 09/10 financial year.

Note 2: Individual amounts may not add to totals due to rounding.


 Director, Ministerial Services
 11.12.11



 Ms. B. Kiernan, MP
 21.2.2011


Public Report of Ministerial Expenses
Parliamentary Secretary for Industrial Relations
For the Period 01/07/2010 to 31/12/2010

| | | Parliamentary Secretary | Staff | Office | Total |
|---------------------------------------|----------|----------------------------|----------|----------|---------------|
| | | \$ | \$ | \$ | \$ |
| Salaries and Related Payments | | | | | |
| Salary and Employee Expenses | | | | | 0 |
| Salary related taxes | 1 | 5,181 | | | 5,181 |
| Superannuation | | | | | 0 |
| Other Employee Expenses | | | | | 0 |
| Sub-Total Salaries Costs | | 5,181 | 0 | 0 | 5,181 |
| Administrative Costs | | | | | |
| Domestic Travel | | 4,086 | | | 4,086 |
| Overseas Travel and Official Duties | | | | | 0 |
| Motor Vehicle Running Costs | | 11,597 | | | 11,597 |
| Charter Costs | | | | | 0 |
| Travel to and from Electorate | | | | | 0 |
| Domestic Official Duties | | | | | 0 |
| Building Services | | 7,303 | | | 7,303 |
| Communication Charges | | 2,632 | | | 2,632 |
| Information Technology | | 2,258 | | | 2,258 |
| Other Administrative Charges | | 160 | | | 160 |
| Sub-Total Administrative Costs | | 28,037 | 0 | 0 | 28,037 |
| Capital Expenses | | | | | |
| Depréciation | | | | | 0 |
| Totals | 2 | 33,218 | 0 | 0 | 33,218 |

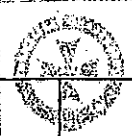
Note 1: Includes \$634.68 credit for FBT adjustment from 09/10 financial year.

Note 2: Individual amounts may not add to totals due to rounding.


 Director, Ministerial Services
 14/1/11


 Mr. S. Finn, MP
 30/1/11

**Public Report of Ministerial Expenses
Parliamentary Secretary for Tourism
For the Period 01/07/2010 to 31/12/2010**



| | Parliamentary Secretary | Staff | Office | Total |
|---------------------------------------|-------------------------|----------|----------|---------------|
| Salaries and Related Payments | \$ | \$ | \$ | \$ |
| Salary and Employee Expenses | | | | 0 |
| Salary related taxes ¹ | 14,686 | | | 14,686 |
| Superannuation | | | | 0 |
| Other Employee Expenses | | | | 0 |
| Sub-Total Salaries Costs | 14,686 | 0 | 0 | 14,686 |
| Administrative Costs | | | | |
| Domestic Travel | 5,644 | | | 5,644 |
| Overseas Travel and Official Duties | | | | 0 |
| Motor Vehicle Running Costs | 7,435 | | | 7,435 |
| Charter Costs | | | | 0 |
| Travel to and from Electorate | 4,598 | | | 4,598 |
| Domestic Official Duties | | | | 0 |
| Building Services | 8,763 | | | 8,763 |
| Communication Charges | 1,012 | | | 1,012 |
| Information Technology | 2,188 | | | 2,188 |
| Other Administrative Charges | 160 | | | 160 |
| Sub-Total Administrative Costs | 29,800 | 0 | 0 | 29,800 |
| Capital Expenses | | | | |
| Depreciation | 0 | 0 | 0 | 0 |
| Totals ² | 44,486 | 0 | 0 | 44,486 |

Note 1: Includes \$7,094.04 FBT adjustment from 09/10 financial year.

Note 2: Individual amounts may not add to totals due to rounding.

Director, Ministerial Services

14/1/11

Mr. S Wettenhall, MP

27/1/11